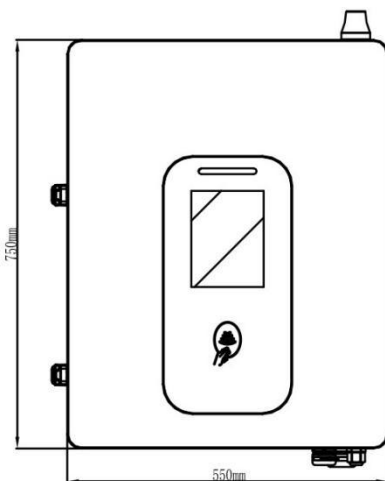
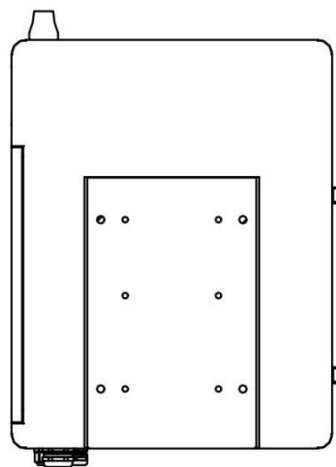


## Overview

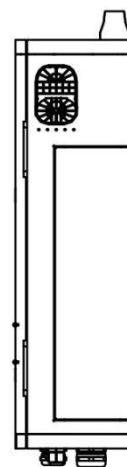
The SEC 40kW Series DC Charger features a modular design and exceptional industrial engineering. Its lightweight and portable construction ensures quick installation, convenient charging, and easy maintenance. The SEC 40 is ideal for compact spaces, fully charging EVs within 2-3 hours. Additionally, a mobile solution is available, allowing the charger to be mounted on a trolley for easy mobility and charging on the go.



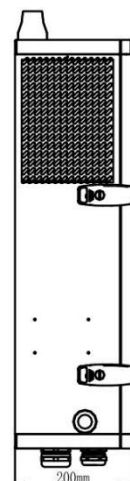
Front view



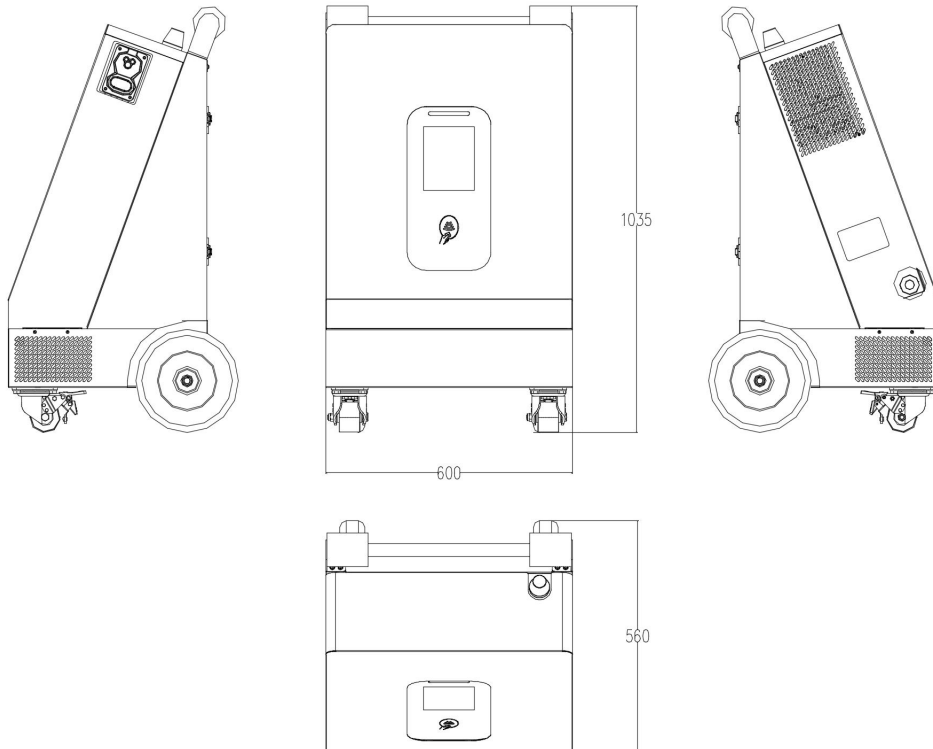
Rear view



Right side view



Left side view



# Specifications

Sinexcel 40kW DC Charger		
Input Characteristic	Input voltage	400Vac +/- 10%
	Input frequency	50 / 60 Hz
	Input type	3P + N + PE (Wallbox mounted) CEE Plug (Movable design)
	Input current	<63A
	Power factor	0.99
	THDi	<5%
	Output voltage	CCS2:200-1000 Vdc Constant power output: 320~1000V
	Maximum output current	CCS2 125A
	Rated power	DC: 40kW
	Peak efficiency	96%
Structure Components and	IP and IK rating	IP55/ IK10
	Dimensions	W550mm*H700mm*D200mm (EV Charger) W600mm*H1035mm*D560mm (Mobile Ver.)
	Weight	≤70 kg
	Cable length	5 m
	Emergency button	Yes
	Installation	Standard Wall mounted Pedestal kit optional Mobile wheel kit optional
Others	Communication interface	4G / Ethernet
	Language	English (Support customizing other languages)
	Communication protocol	OCPP1.6J OCPP2.0.1 upgradable
	Cooling method	Air cooled
	Payment method	QR code/ RFID / APP / Credit card (optional)
	EMC	Class A (industrial)
	Protection	Undervoltage protection, Overvoltage protection, DC Overcurrent protection, Over-temperature protection, Surge Protection Device, Emergency Stop Protection
Standards and Certifications	Standards	IEC 61851, IEC 62196, DIN 70121, ISO 15118
	Certifications	CE, RED

**Shenzhen Sinexcel Electric Co.,Ltd.**

<https://en.sinexcel.com/>

Address: 6<sup>th</sup> Building, 2<sup>nd</sup> District, Baiwangxin High-tech  
Industry Park, Songbai Road, Nanshan District, Shenzhen.

© Sinexcel 2025. All rights reserved.

The logo for Sinexcel, featuring the word "SINEXCEL" in a bold, sans-serif font. The letters "SINEX" are in blue, and "CEL" is in green.